



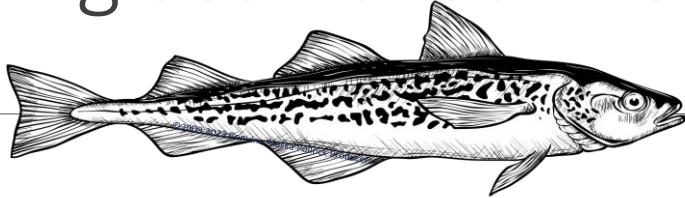
2024 American Fisheries Act Catcher Vessel Intercooperative Annual Report

SUSIE ZAGORSKI
INTERCOOP MANAGER
UNITED CATCHER BOATS
APRIL 2025



Section 2.

Bering Sea Pollock Fishery



All AFA catcher vessel coops landed all pollock inside the State of Alaska in 2024.

93 AFA CVs in total
76 AFA Inshore CVs

- The Peter Pan coop was no longer active. 6 vessels moved to Open Access (OA) and one was replaced by a vessel that moved to OA.
- Northern Victor reduced by 2 vessels
- Unalaska reduced by 1 vessel
- Unisea increased by 1 vessel
- HSCC reduced by 1 (vessel replacement)

13 of the 19 MS CVs are Dual Qualified CVs



Table 2.1

Source: Annual Catcher Vessel Coop Reports & NMFS

2024 AFA CATCHER VESSEL COOPERATIVES' POLLOCK ALLOCATIONS AND DIRECTED FISHING HARVESTS

Cooperative	Number of Vessels in Coop	Annual Allocation Percentage	Annual Allocation in Metric Tons (w/ AI Rollover)	Harvest in Metric Tons	Over / (Under) Allocation
INSHORE CATCHER VESSEL COOPERATIVES					
Akutan Catcher Vessel Assoc.	34	33.788%	191,185	191,004	(181)
Northern Victor Fleet Cooperative	14	9.346%	52,881	52,847	(35)
Unalaska Fleet Cooperative	7	12.261%	69,380	69,362	(17)
Unisea Fleet Cooperative	13	23.123%	130,836	130,766	(71)
Westward Fleet Cooperative	8	19.380%	109,658	109,634	(24)
Inshore Totals*	76	97.897%	553,940	553,613	(327)
OFFSHORE CATCHER VESSEL COOPERATIVES					
Mothership Fleet Cooperative	19	10% of DFA	113,168	111,766	(1,402)
High Seas Catchers Cooperative	4	3.4% of DFA	38,477	Details of the HSCC pollock harvest are covered in the joint PCC and HSCC Report	

* 2024 Inshore AFA Coop totals do not include the AFA Inshore Open Access.
Note: *italics* indicates coops with vessel membership changes

Section 2.

Bering Sea Pollock Fishery

Salmon Bycatch Reduction Measures

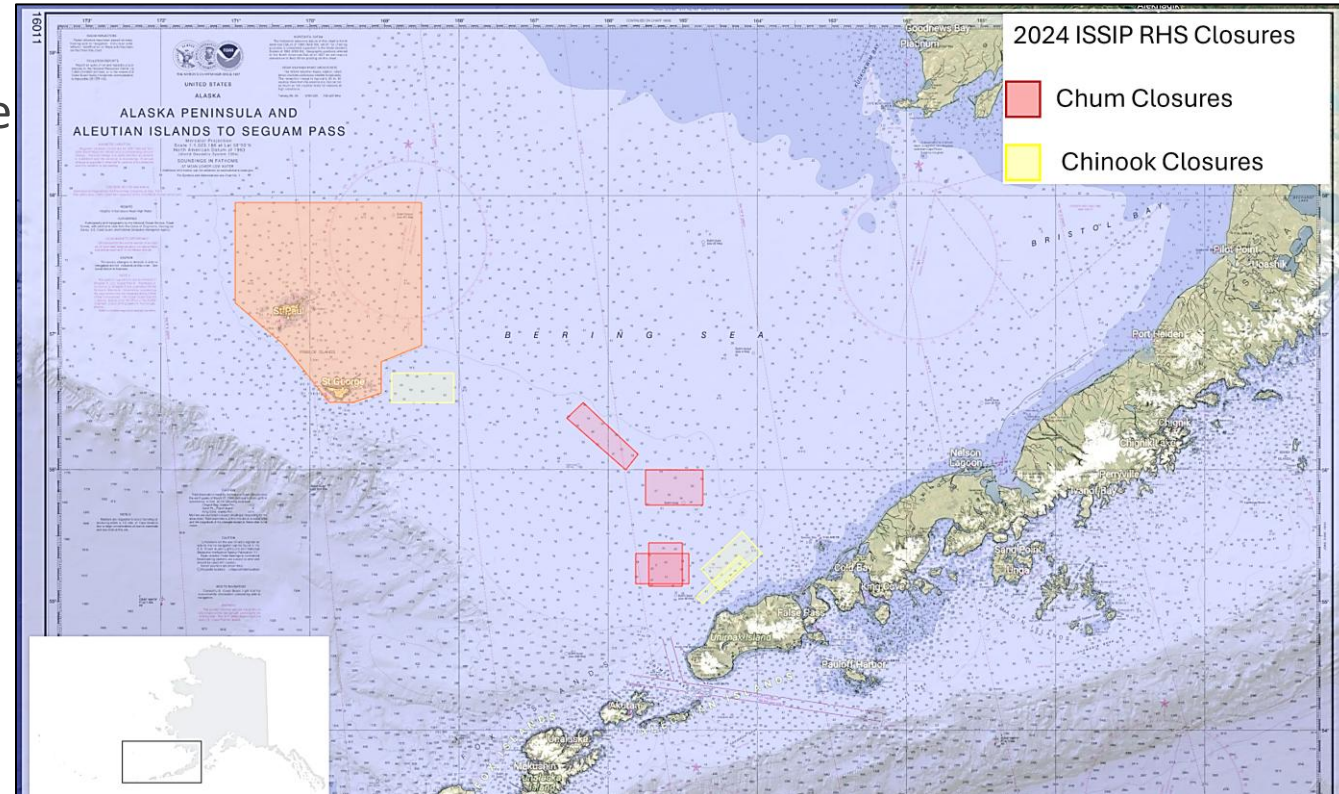
All AFA CVs were members to the Incentive Plan Agreements and participated in salmon avoidance measures

The most prominent and known tool in the IPA is Rolling Hot Spot Program.

- Zero Salmon RHS Closures in A Season
- 3 Chinook RHS closures in B season
- 4 Chum RHS closures in B Season

Salmon Excluders used both A and B seasons

No incursions or restrictions exceeded



Detailed 2024 IPA Reports can be found under Council Agenda B10 and on posted on the [Council's website](#).

Section 2.

Bering Sea Pollock Fishery

Salmon Bycatch Reduction Measures

The 2023 Three River Index fell below the 250,000 fish threshold

BSAI Pollock Fishery - 2024

- Overall Limit was 45,000 Chinook
- Overall Performance Standard was 33,318 Chinook.

AFA CVs – Inshore & Mothership - 2024

- 2024 Inshore Sector Limit – 25,020 Chinook
- 2024 Inshore Performance Standard – 18,525 Chinook
- 2024 Mothership Limit – 3,510 Chinook
- 2024 Mothership Performance Standard – 2,599 Chinook

Table 2.2

Source: Annual IPA and Coop Reports

2024 AFA Catcher Vessel Salmon Bycatch in Pollock*		
IPA Group	Chinook Bycatch	Chum Bycatch
	(# of salmon)	
Inshore Salmon Savings Incentive Plan (ISSIP)**	3,876	21,927
Mothership Salmon Savings Incentive Plan (MSSIP)	528	4,438
Chinook Salmon Bycatch Reduction Plan and Agreement (HSCC only)	0	0
	(No HSCC vessels fishing BS pollock in 2024)	

* No Dirty 20 list

** AFA Inshore Open Access vessels are ISSIP members therefore Open Access salmon bycatch is included.




Detailed 2024 IPA Reports can be found under Council Agenda B10 and on posted on the [Council's website](#).

Section 3.

Sideboard Fishery Management

BSAI Groundfish Sideboard Harvest




Due to the implementation of PCTC Program in 2024 the C season is the remaining season in which the AFA non-exempt vessels can fish P.cod as a sideboard.

- The years in which history was derived from, the sideboard ratio, as well as the sideboard limit were drastically changed.

The C season was managed at the sector level.

- No AFA non-exempt vessel fished for BSAI Sideboards (C season) in 2024. Therefore, no 2024 BSAI directed P.cod sideboard data are available for Table 3.1a.
- Only a few AFA exempt vessels fished in the C season. The C season sector limit for P.Cod was not exceeded and the unused P.cod quota was reallocated by NMFS to other P.cod fisheries.

(T.L.A.S. Yellowfin Sole fishery is not a sideboarded fishery)



Section 3.

Sideboard Fishery Management

PSC Catch - BSAI

Table 3.2a


Source: Annual AFA Coop Reports

2024 BSAI AFA CATCHER VESSEL AGGREGATE PSC SIDEBOARD CATCH							
PSC Species	Target Fishery	Sideboard Limit	Aggregate PSC Mortality		Over / (Under) Sideboard Limit		
Halibut	Pacific Cod - Trawl*	N/A	No 2024 BSAI AFA CV Sideboard bycatch (PSC) data to report. No AFA non-exempt vessels fished for BSAI Sideboards in 2024, and therefore no PSC associated with BSAI sideboard fishing.				
	Yellowfin Sole	101					
	Pollock/A.Mack/O Species**	5					
Red King Crab, Zone 1	All AFA CV BSAI Fisheries (except pollock)	25,900				Cod	
C.Opilio, COLBZ	All AFA CV BSAI Fisheries (except pollock)	652,604				Cod	
C. Bairdi, Zone 1 & 2	All AFA CV BSAI Fisheries (except pollock)	288,796	Cod C season				
		493,311	YFS				

No 2024 BSAI AFA CV Sideboard bycatch (PSC) data to report. No AFA non-exempt vessels fished for BSAI Sideboards in 2024, and therefore no PSC associated with BSAI sideboard fishing.

* C season only

**Does not include MW pollock - 679.21(e)(3)(iv)(F)



Section 3.

Sideboard Fishery Management

GOA GROUND FISH FISHERY SIDEBOARD HARVEST

- The 2024 GOA Sideboard fisheries effort was conducted by 2 AFA non-exempt vessels from 1 inshore AFA cooperative.
- A third non-exempt vessel participated in the GOA sideboard fisheries, but was a member of Open Access, therefore not included in this report.
- No GOA groundfish fishery sideboard limit was exceeded.

Table 3.1b

Source: Annual AFA Coop Reports and NMFS

2024 GOA DIRECTED SIDEBOARD HARVESTS AND LIMITS*							
Fishery	Area	Coops with GOA Harvest	Season	Coop Harvest (mt)	Total AFA Non-Exempt Harvest (mt)	2024 Total AFA CV Sideboard Limit (mt)	Over / (Under) Sideboard Limit (mt)
Pollock	610	Northern Victor	B	903.8	904	2,216	(1,312)
Pollock	620	Northern Victor	B	333.4	333	5,820	(5,487)
Pollock	630	Northern Victor	B	772.6	773	4,063	(3,290)

*Does not include GOA sideboard catch by Open Access vessels.



Section 3.

Sideboard Fishery Management

PSC Catch - GOA

Table 3.2b

Source: Annual AFA Coop Reports and NMFS GOA Specs

2024 GOA NON-EXEMPT AFA CATCHER VESSEL PSC SIDEBOARD CATCH*				
PSC Species	Target Fishery	Annual Sideboard Limit (mt)	Aggregate PSC Catch (mt)	Over/ (Under) Sideboard Limit
Halibut (mortality in metric tons)	Non-Exempt AFA CV GOA Sideboard	123	0	(123)

* Does not include Open Access vessel data

Table 3.2c

Source: Annual AFA Coop Reports and GOA Specs

2024 GOA AFA NON-EXEMPT CATCHER VESSEL CHINOOK PSC CATCH IN POLLOCK		
Area	PSC Limit	AFA CV Catch (of Chinook) *
CGOA	18,316	234
WGOA	6,684	72

* Does not include sideboard fishing by Open Access vessels



Section 3. PSC Catch – BSAI

Table 3.2d

Source: Annual AFA Coop Reports, Sea State

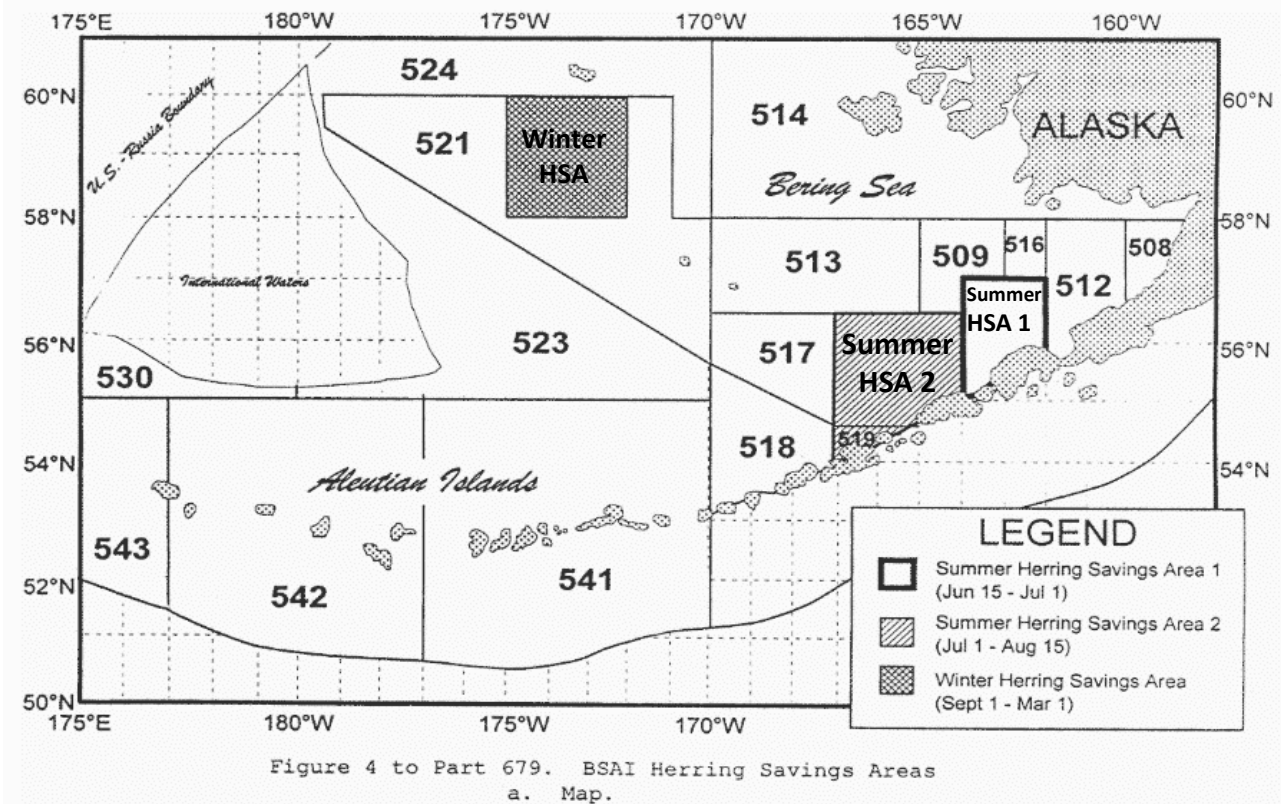
2024 BSAI AFA CATCHER VESSEL PSC CATCH POLLOCK FISHERY		
PSC Species	Target Fishery	Aggregate Bycatch (mt)
Herring	AFA Pollock	948
Halibut	AFA Pollock	5
Total Sablefish*	AFA Pollock	72

*Sablefish did not go to "No Retention" in 2024

** PSC catch from Open Access pollock fishing not included

The pollock fishery herring PSC stayed below the fishery PSC limit by 980 mt.

No Herring Savings Area (HSA) was triggered in 2024.



Supplemental Documents and Info

The 2024 AFA CV Intercoop Agreement can be found in Appendix 1 of the AFA CV IC Report.

The full 2024 AFA CV Intercoop Report can be found on the [Council's website](#) under AFA Cooperative Reports.

The implementation of the PCTC program resulted in extensive amendments to the 2024 AFA CV Intercoop Agreement.

Now, the BSAI directed cod fishing by the PCTC program in 2024 has been reported by the PCTC coops and presented by the intercoop.

Questions???

