





2024 Pacific Cod Trawl Cooperative (PCTC) Program Intercoop Report

SUSIE ZAGORSKI
INTERCOOP MANAGER
UNITED CATCHER BOATS
APRIL 2025



Road to Implementation

- Bering Sea Trawl Cod previously managed as a BSAI Sideboard of the AFA Fishery
 - The last few years as a BSAI Sideboard was operating under a voluntary catch share managed by John Gruver
 - NPFMC final action for PCTC development in October 2021
 - Final Rule (A122) Published August 2023
 - Coop and Intercoop agreements and permits all submitted by December 2023
 - Implementation in January 2024
- QS issue to Harvester LLP holders based on history (one time occurrence)
 - QS issued to Processors with active FFP/FPP based on history (one time occurrence)
 - Harvesters and Processors joined to form 6 cooperatives for 2024 (annual process)
 - TACs, DFA, and PSC limits set for the PCTC Program
 - Coops were issued CQ based on the harvester and processor QS of those that joined the coop



Cooperatives and Intercoop Structure and Function

COOPERATIVES

- Members: harvester LLPs (at least 3)
- Articles of incorporation and cooperative agreements
- Governed by a Board of Directors
- Managed by a Coop Manager
- Processor(s) associations

INTERCOOP


- One intercoop for the PCTC program
- Intercoop agreement signed into by all 2024 PCTC coops
 - AI Set Aside Provisions
 - GOA Sideboard Provisions
 - Overharvest Prevention and Mitigation Measures
 - Fishing Protocols
 - Data Reporting
- Works with the coop managers and intercoop members.
- Managed by an Intercoop Manager



2024 Cooperatives and Intercoop Membership

- One processor was associated with multiple coops
- 7 vessels were authorized in multiple coops
- All coops were members of the Intercoop

2024 PCTC COOPERATIVE AND INTERCOOP MEMBERSHIP			
	Harvester LLPs (#)	Associated Processor(s)	Authorized Vessels
Akutan Cod Association	47	4	44
Golden Alaska Catcher Vessels Association Coop	5	1	5
Katie Ann Cod Coop	4	1	3
Unified Cod Coop	14	3	24
USS Cod Coop	6	1	4
Usixty PCTC Association Coop	4	2	4



2024 PCTC Program CQ

2024 A Season		2024 B Season		2024 Annual TAC
PCTC A Allocation	21,258.00	PCTC B Allocation	2,683.00	23,941.00
PCTC Harvester Derived(A)	16,474.95	PCTC Harvester Derived (B)	2,079.33	18,554.28
PCTC Processor Derived (A)	4,783.05	PCTC Processor Portion (B)	603.68	5,386.73

* All CQ in metric tons


5% Vessel Use Cap: 1,197.05 mt

20% Processor Use Cap: 4,788.20 mt



2024 PCTC Harvest

2024 COOP CQ ALLOCATION AND HARVEST						
Coop	A Season CQ	B Season CQ	Total Intercoop Transfers	Total Allocation	Total Catch	Over / (Under) Allocation
Akutan Cod Association	12,658	1,598	(20)	14,236	12,757	(1,479)
Golden Alaska Catcher Vessels Association Coop	794	100	(122)	772	771	(1)
Katie Ann Cod Coop	784	99	269	1,151	929	(222)
Unified Cod Coop	4,180	528	73	4,782	3,860	(922)
USS Cod Coop	2,122	268	(200)	2,190	2,096	(94)
Usixty Cod Coop	720	91	0	811	69	(742)
TOTAL	21,258	2,683	(0)	23,941	20,481	(3,460)



All CQ and Harvest in MT

2024 PCTC Program PSC Limits

PSC limit reduction upon implementation

- 12.5% halibut PSC limit reduction
- 35% crab PSC limit reduction

Intercoop Agreement and Coop agreements include Best Fishing Practice Protocols that maintain bycatch mitigation efforts that were used during sideboard management.

- No night fishing
- Halibut excluder use requirement
- Mesh size limits

No PSC limits were exceeded in 2024

2024 INITIAL ANNUAL PCTC PSC LIMITS AND BYCATCH BY COOP										
Coop	Halibut PSC Limit (MT)	Halibut Mortality (MT)	Red King Crab PSC Limit (# of crab)	Red King Crab Bycatch	C. Opilio COBLZ PSC Limit	C. Opilio COBLZ Bycatch	Zone 1 C. Bairdi PSC Limit	Zone 1 C. Bairdi Bycatch	Zone 2 C. Bairdi PSC Limit	Zone 2 C. Bairdi Bycatch
AKUTAN COD ASSOCIATION	153.03	51.11	984	0	16,750	0	19,987	585	16,656	11
GA CATCHER VESSELS ASSOCIATION	9.60	6.20	61	0	1,050	0	1,253	0	1,044	0
KATIE ANN COD COOPERATIVE	9.48	6.13	60	0	1,037	0	1,237	78	1,031	36
UNIFIED COD COOPERATIVE	50.54	11.20	325	0	5,531	0	6,601	228	5,501	20
USIXTY PCTC ASSOCIATION	8.70	0.00	55	0	952	0	1,136	0	947	0
USS COD COOPERATIVE	25.65	7.07	164	0	2,807	0	3,350	368	2,791	0
TOTAL	257.00	81.72	1,649	0	28,127	0	33,564	1,259	27,970	66
2024 AGGREGATE INTERCOOP TRANSFERS OF PSC										
PSC	Halibut (mt)		Red King Crab (# of crab)		C. Opilio COBLZ		Zone 1 C. Bairdi		Zone 2 C. Bairdi	
Total Transfers	5.902		2		137		140		1,187	

2024 PCTC Program PSC Limits

2024 INITIAL ANNUAL PCTC PSC LIMITS AND BYCATCH BY COOP										
Coop	Halibut PSC Limit (MT)	Halibut Mortality (MT)	Red King Crab PSC Limit (# of crab)	Red King Crab Bycatch	C. Opilio COBLZ PSC Limit	C. Opilio COBLZ Bycatch	Zone 1 C. Bairdi PSC Limit	Zone 1 C. Bairdi Bycatch	Zone 2 C. Bairdi PSC Limit	Zone 2 C. Bairdi Bycatch
AKUTAN COD ASSOCIATION	153.03	51.11	984	0	16,750	0	19,987	585	16,656	11
GA CATCHER VESSELS ASSOCIATION	9.60	6.20	61	0	1,050	0	1,253	0	1,044	0
KATIE ANN COD COOPERATIVE	9.48	6.13	60	0	1,037	0	1,237	78	1,031	36
UNIFIED COD COOPERATIVE	50.54	11.20	325	0	5,531	0	6,601	228	5,501	20
USIXTY PCTC ASSOCIATION	8.70	0.00	55	0	952	0	1,136	0	947	0
USS COD COOPERATIVE	25.65	7.07	164	0	2,807	0	3,350	368	2,791	0
TOTAL	257.00	81.72	1,649	0	28,127	0	33,564	1,259	27,970	66
2024 AGGREGATE INTERCOOP TRANSFERS OF PSC										
PSC	Halibut (mt)		Red King Crab (# of crab)		C. Opilio COBLZ		Zone 1 C. Bairdi		Zone 2 C. Bairdi	
Total Transfers	5.902		2		137		140		1,187	

AI Set Aside

Per the *AI CQ set-aside PCTC Program cooperative provisions* at 50 CFR 679.132(b)(5) the intercoop agreements and coop agreements include AI set aside provisions.

No intent to process was submitted by the communities of Adak or Atka for the 2024 fishing year.

Therefore, no CQ required to be set aside by the coops and Intercooperative.



Additional Highlights

Cooperative fishing and management

Bycatch reduction

Full observer coverage

Increased costs due to management
and cost recovery fees

Discard rates accounting

Global market decline and reduction in
processors since developed by the
NPFMC

- Constraining processor and vessel use caps



Acknowledgements

Thank you to everyone who was part of getting this program developed and implemented in a timely manner, especially NOAA and NMFS staff, participants and coop managers, and Sea State.

