



# C7: ANALYSIS OF MANAGEMENT MEASURES FOR THE AREA 2C AND 3A CHARTER HALIBUT FISHERIES FOR 2026

ADAM ST. SAVIOUR - DECEMBER 2025

# PRELIMINARY CHARTER ESTIMATES FOR 2025

IPHC Area	Mean Wt lb	Harvest Num Fish	Yield lb	Release Mortality lb	Total Removals lb	Allocation lb	Overage lb	Overage pct	
Area_2C		9.20	76,683	705,484	28,336	733,820	720,000	13,820	1.9%
Area_3A		9.83	140,570	1,381,803	15,294	1,397,097	1,480,000	-82,903	-5.6%

## 2025 Regulations

### 2C –

- One fish bag limit
- Reverse slot size limit of less than or equal to 37 inches or greater than or equal to 80 inches
- Tuesdays closed May 13 - September 9 to retention of halibut
- One trip per vessel per day and per charter halibut permit per day

### 3A –

- Two fish bag limit: one fish of any size, one fish less than or equal to 27 inches
- One trip per vessel per day and per charter halibut permit per day
- Tuesdays and Wednesdays closed to retention of halibut

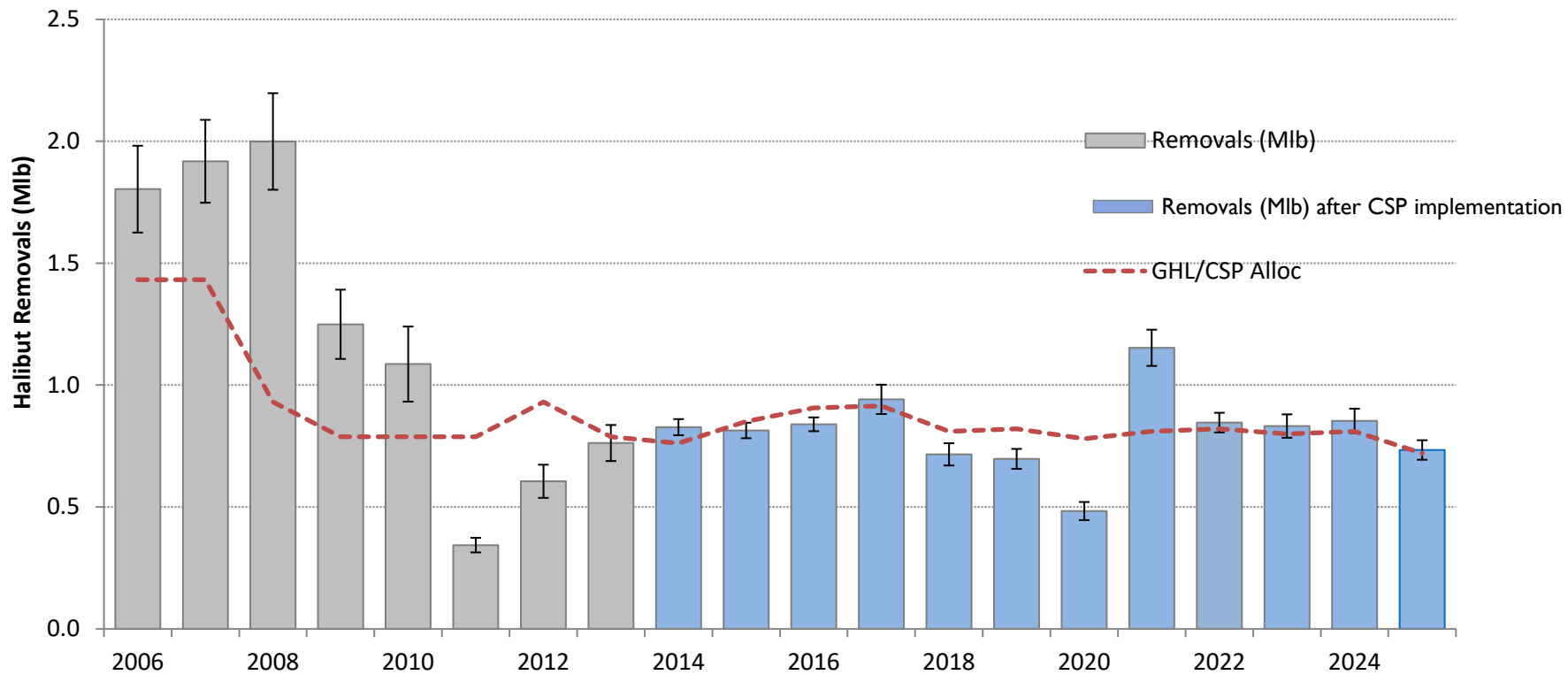
# FORECAST VS PRELIMINARY ESTIMATE

IPHC Area	Component	Predicted Dec 2024	Prelim Oct 2025	% Diff
				Pred vs Prelim
Area_2C	Harvest_Num_Fish	78,195	76,683	-1.9%
	Mean_Wt_lb	8.78	9.20	4.8%
	Yield_Mlb	0.686	0.705	2.8%
	Release_Mortality_Mlb	0.029	0.028	-3.4%
	Total_Removals_Mlb	0.715	0.734	2.7%
Area_3A	Harvest_Num_Fish	138,670	140,570	1.4%
	Mean_Wt_lb	10.39	9.83	-5.4%
	Yield_Mlb	1.441	1.382	-4.1%
	Release_Mortality_Mlb	0.012	0.015	25.0%
	Total_Removals_Mlb	1.453	1.397	-3.9%



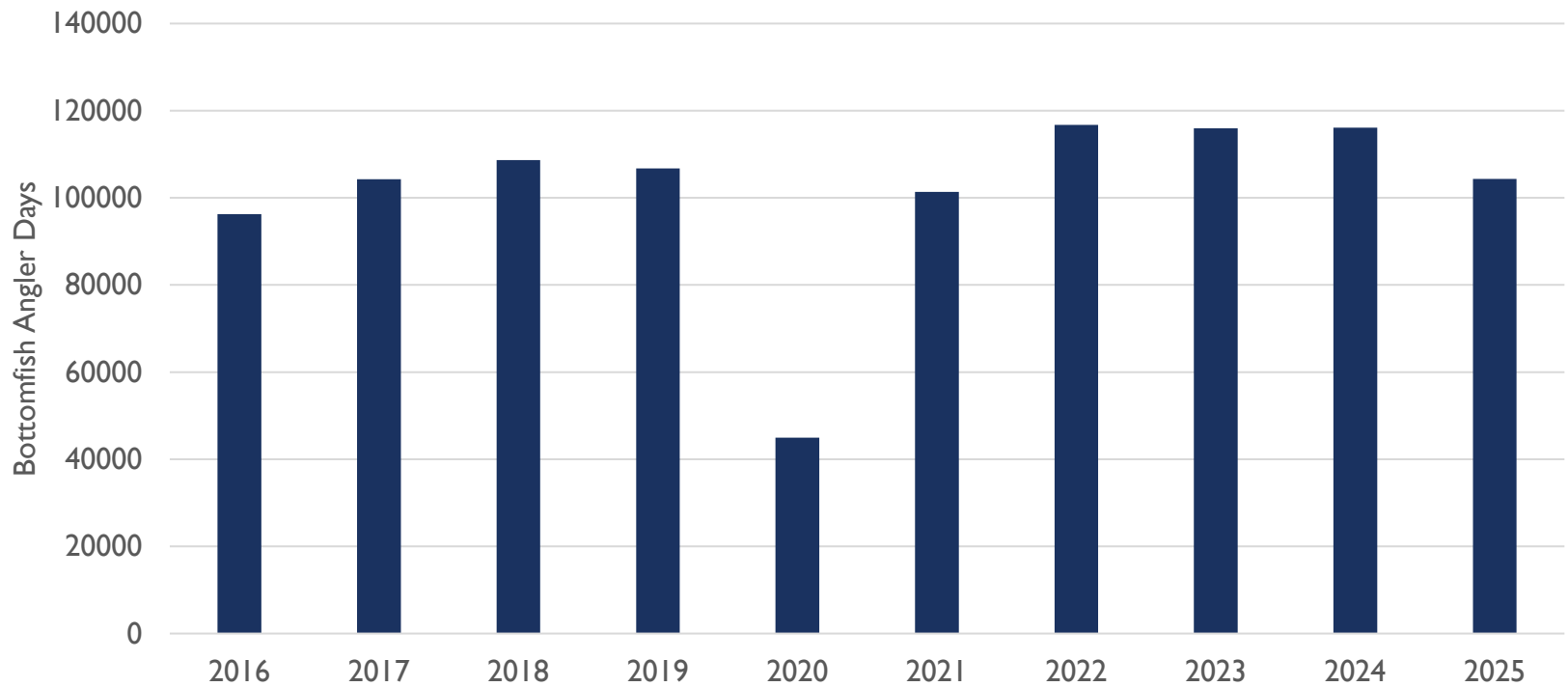
# 2C CHARTER HALIBUT REMOVALS

Area 2C - Charter



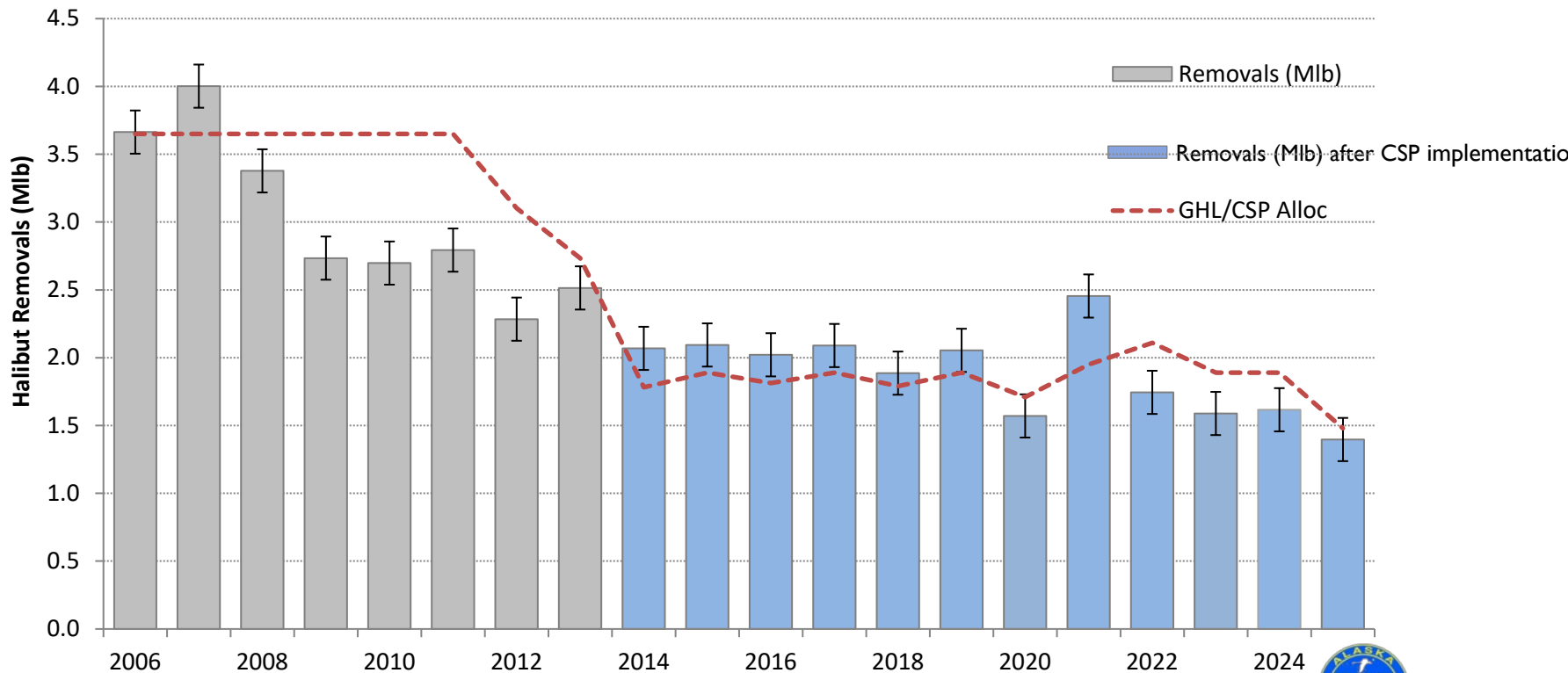
# 2C EFFORT

Area 2C



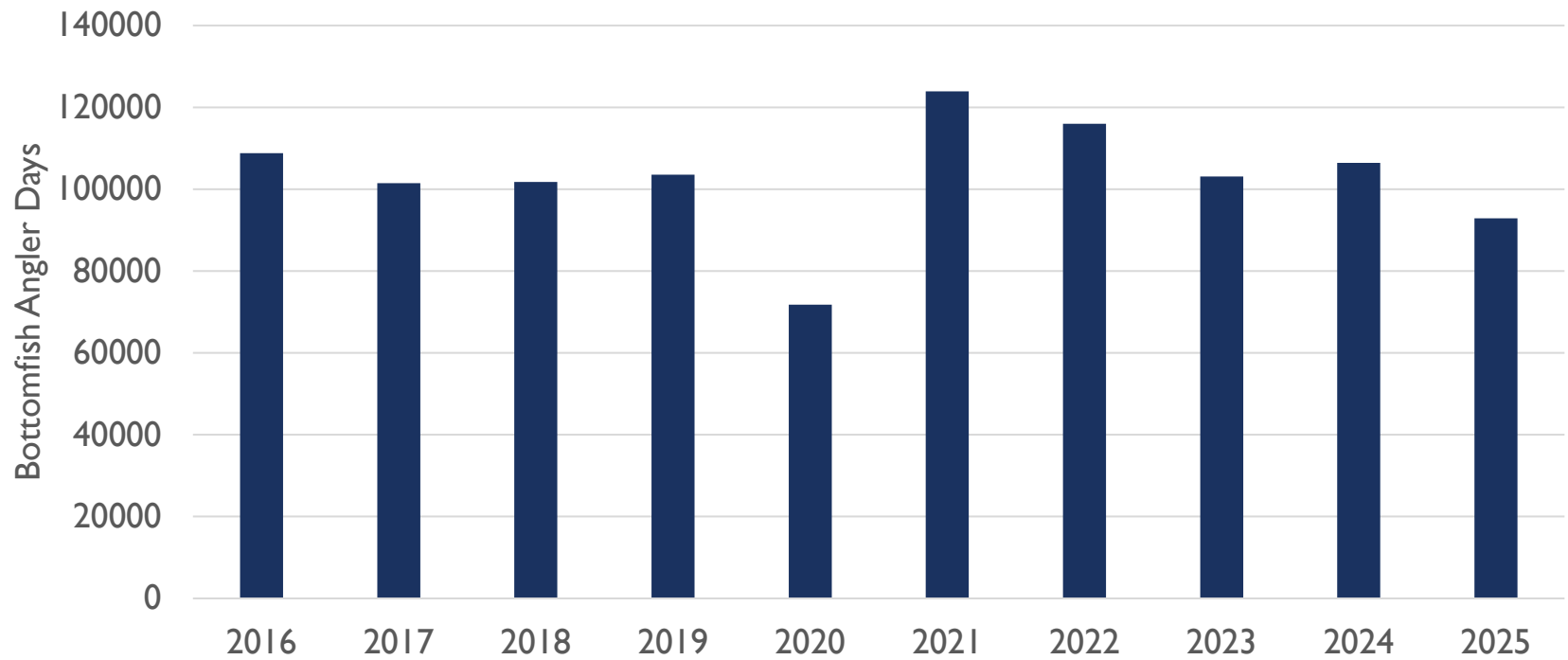
# 3A CHARTER HALIBUT REMOVALS

Area 3A - Charter



# 3A EFFORT

Area 3A



# BUSINESSES AND VESSELS HARVESTING HALIBUT

## Area 2C

Year	Businesses	Vessels
2016	248	532
2017	248	537
2018	244	533
2019	256	545
2020	192	386
2021	232	496
2022	235	523
2023	238	536
2024	238	542
2025	225	556

## Area 3A

Year	Businesses	Vessels
2016	240	388
2017	227	374
2018	232	391
2019	226	399
2020	203	343
2021	231	392
2022	220	387
2023	221	396
2024	223	401
2025	212	383







# ANALYSIS OF MANAGEMENT MEASURES FOR 2026



# CHARTER ALLOCATION FOR 2026

- The IPHC's Regulatory Area TCEYs and allocations for 2026 are currently unknown
- 2025 allocations were used as a reference for this analysis

	<b>2025 Allocation</b>
<b>2C</b>	0.720 Mlb
<b>3A</b>	1.480 Mlb



# 2C – STATUS QUO FORECAST

- Table 2C.3
- 79,691 halibut
  - 95% confidence interval + - 2,325
- Used preliminary 2025 effort as 2026 forecast
- HPUE used data from 2009 – 2019 and 2022-2025



# 2C – STATUS QUO FORECAST

Table 2C.3 (continued)

Status Quo Regulations:

- One fish bag limit
- Reverse slot limit of less than or equal to 37 or greater than or equal to 80 inches;
- Tuesdays closed May 13 to September 9;
- 1 trip per permit and per vessel per day
- Projected average weight: 8.75 lbs
- Release mortality: 28,580 lbs

**Status Quo  
Regulations  
Removals  
Projection**

**0.726 Mlb**



## 2C – MANAGEMENT MEASURES FOR 2026

- **Reverse Slot** ranging from 32 – 50 inches on the low end and 50 – 80 inches on the upper end
  - Same Reverse Slot and a limit **one trip per vessel and permit per day.**
- **Day Closures:** Reverse Slot lower slot limits ranging from 32 inches to 50 inches, and an upper slot limit of 80 inches with Wednesday, Thursday, and Saturday **day closures** and savings in removals displayed for each day of closure
  - Analyzed for each day from May 15 – September 15 or for the entire season
  - Same Reverse Slot and day closures with a limit of **one trip per vessel and one trip per permit per day.**
- **Annual Limit:** Reverse Slot ranging from 32 – 50 inches on the low end and 50 – 80 inches on the upper end with an **annual limit** of 3 fish and an annual limit of 2 fish.



# 2C – SUMMARY

## Management Measures

## Options Below 2025 Allocation (0.720 Mlb)?

**Status Quo: reverse slot with lower limit of 37 inches and upper limit of 80 inches, Tuesdays closed May 13 to September 9 and a limit of one trip per vessel and CHP per day – 0.726 Mlb**

**No**

**Reverse slot limit with U32-U50 on the low end and O50-O80 on the high end. Additional savings for a one-trip limit**

**Yes**

**Reverse slot limit with U32-U50 on the low end and O80 on the high end, analyzed with a day of the week closures presented in savings per day. Additional savings for a one-trip limit**

**Yes**

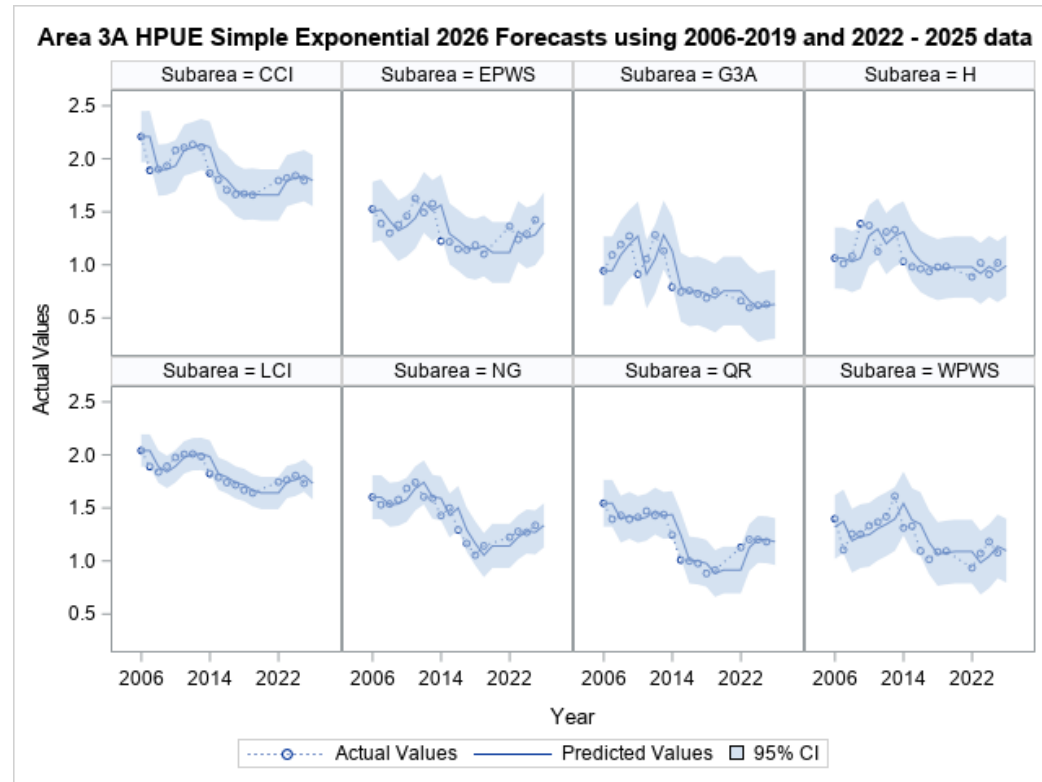
**Reverse slot limit with U32-U50 on the low end and O50-O80 on the high end with an annual limit of 3 fish and an annual limit of 2 fish**

**Yes**



# 3A – STATUS QUO FORECAST

- Table 3A.11
- 145,660 halibut
  - 95% confidence interval + - 4,137
  - 2025 effort was used as forecast
  - HPUE forecast used data through 2019 and 2022-2025



# 3A – STATUS QUO FORECAST

Table 3A.11 continued

Status Quo Regulations:

- Two fish bag limit: one any size, one less than or equal to 27 inches
- One trip per vessel per day and per charter halibut permit per day
- Tuesdays and Wednesdays closed to retention of halibut

Observed Mean Weight 2025 = 9.83 lb

Mean Weight in Forecast = 9.74 lb

**Status Quo  
Regulations  
Removals  
Projection**

**1.430 MIb**





## 3A – MANAGEMENT MEASURES FOR 2026

- Maximum size limits of 26 – 32 inches on one fish;
- **Day of the week closures on Tuesdays** from April 1 – October 6 or for the entire season;
- In addition to Tuesday closures, **seasonal open/ close dates** weekly May 1 – June 1 and September 1 – October 1 under a range of maximum size limits on one fish in the bag limit;
- A **daily bag limit of one fish of any size** and day of the week closures on Tuesdays from April 1 – October 6 or for the entire season;
- A daily bag limit of **one fish** of any size and **seasonal open/ close dates** weekly May 1 – June 1 and September 1 – October 1 with Tuesdays closed.



# 3A – SUMMARY

## Management Measures

## Options Below 2025 Allocation (1.480 MIb)?

**Status quo (two-fish bag limit with a 27-inch maximum size limit on one fish, one trip per vessel and one trip per CHP per day, Tuesday and Wednesday closures all year)**

**Yes**

**Day of the week closures on Tuesdays from April 1 – October 6 or for the entire season**

**Yes**

**Day of the week closures on Tuesdays and seasonal open/ close dates weekly May and September under a range of maximum size limits on one fish**

**Yes**

**A daily bag limit of one fish of any size and day of the week closures on Tuesdays from April 1 – October 6 or for the entire season**

**Yes**

**A daily bag limit of one fish of any size and seasonal open/ close dates weekly May and September with Tuesdays closed**

**Yes**



# ACKNOWLEDGEMENTS

- Ben Jevons and Kayla Buster – logbook data summaries and review
- Diana Tersteeg – Southeast data
- Clay Mckean and Marian Ford – Southcentral data
- Countless technicians – halibut measurements and angler interviews
- Sarah Marrinan – Council Staff
  
- Funding:
  - State of Alaska General Funds
  - DJ-WB Federal Aid in Fish Restoration
  - Fish and Game Fund

